


Bertram
Primary
School



**ANNUAL SCHOOL
REPORT 2024**

CONTENTS



03

INTRODUCTION

04

OUR VISION
OUR BELIEFS

06

REVIEW OF BUSINESS
PLAN TARGETS

07

STUDENT PROGRESS
AND ACHIEVEMENT

14

STUDENT
ENGAGEMENT,
BEHAVIOUR AND
ATTENDANCE

16

FINANCIAL SUMMARY

INTRODUCTION

Dear Parents, Carers, and Members of the School Community,

I am pleased to present the Bertram Primary School 2024 Annual School Report, celebrating another year of growth, achievement, and community spirit.

Throughout 2024, our school community has demonstrated outstanding collaboration and commitment, ensuring a rich and engaging learning experience for our students. This year was filled with exciting events and initiatives that have strengthened our connections and enriched school life.

Some of the most memorable moments of the year included the Colour Fun Run, Ride to School Day, and the Hall of Fame Foam Party. A highlight of the Colour Fun Run was the added excitement of Mr. Myers and myself being slimed! Our Year 6 students created lasting memories at camp, while a variety of fundraising events, such as Derby Day, PJ Day and Epilepsy Day reflected our strong sense of community. We also came together to celebrate cultural diversity through NAIDOC Week, and school-wide events such as Open Night and Grandparents Day allowed us to showcase student learning and strengthen connections with families. Sporting competitions and inter-school events brought energy and enthusiasm, highlighting our students' dedication and teamwork.

I would like to extend my sincere appreciation to our School Board members for their commitment throughout the year. A special thank you to our outgoing Chairperson, Lauren Harry, whose leadership and dedication have made a lasting impact on Bertram Primary School. The Board has worked closely with staff to implement our new 2024–2026 Business Plan, setting a strong foundation for the school's continued success.

A heartfelt thank you also goes to our Parents and Citizens (P&C) Association, led by President Jade Finnigan and the executive team, for their ongoing dedication to our school. Their contributions have been instrumental in managing the school canteen and uniform shop, as well as organising successful fundraising initiatives, including the P&C Bingo Night, which helped enhance resources and experiences for our students.

As we embark on the next phase of our strategic plan, we remain focused on providing exceptional learning opportunities, fostering a strong school culture, and embracing new initiatives under our guiding motto: "Building Brighter Minds, Living Brighter Futures."

I hope this report provides valuable insight into our school's achievements and the efforts of our dedicated staff, students, and families throughout 2024. For further information, please visit the Department of Education's 'Schools Online' website at <http://www.det.wa.edu.au/schoolsonline> or the My School website at www.myschool.edu.au.

Warm regards,

Cathy Stott
PRINCIPAL



OUR VISION

Our school vision is based around ACE - Aspire, Connect and Enrich.

ASPIRE

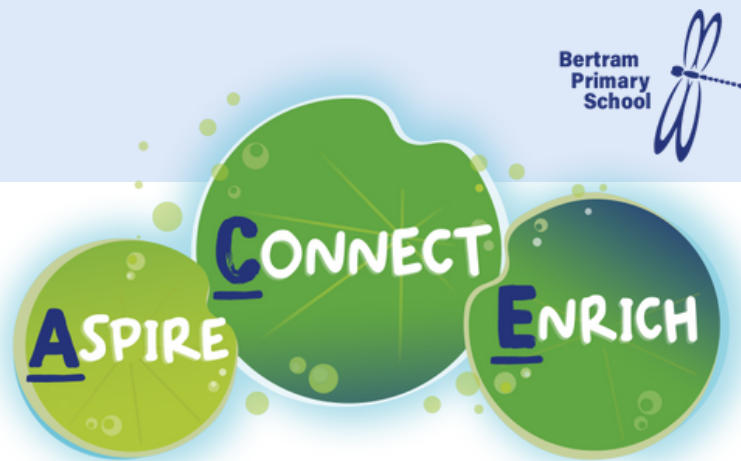
Our school community creates **lifelong learners** who aspire to achieve excellence through high expectations we set for ourselves and others.

CONNECT

We create a **connected community** of global citizens who embrace and value diversity.

ENRICH

We provide a **supportive and inclusive environment** that enriches genuine and meaningful opportunities for success.



OUR BELIEFS

At Bertram Primary School we believe in teaching the whole student. We believe in including all and valuing diversity. We have a collaborative approach to planning, learning and assessing. We believe in building a school environment that is responsive to the needs of students and community. (BPS Pedagogical Framework).



OUR SCHOOL COMMUNITY

In 2024, Bertram Primary School continued its commitment to enriching students' educational experiences through positive engagement and diverse learning opportunities. By prioritising individual student needs, we implemented a comprehensive whole-school improvement process to support ongoing staff development. Our staff are encouraged to embrace continuous learning and growth while aligning with the school's expectations outlined in our planning documentation.

The diverse expertise within our staff fosters a dynamic and progressive educational environment. As part of the Bridge program, we were proud to have Pak Sweetman visit our sister school in Indonesia, where he shared the inclusive and differentiated teaching practices we use at Bertram Primary School. This exchange reinforced our dedication to fostering global connections and inclusive education.

Bertram Primary School's recognition as an Apple Distinguished School reflects our ongoing commitment to innovation and excellence. Our BYO iPad program, integrated across the curriculum, promotes interdisciplinary learning. Students from Kindergarten to Year 6 engage with technology, supplemented by school-funded devices, ensuring equitable access for all.

Beyond technology, our students benefit from a fully integrated kitchen and garden program, cultivating sustainability and healthy eating habits. Through hands-on activities, they develop essential life skills and environmental stewardship.

Committed to providing a supportive environment, we empower students academically, socially, and emotionally. We eagerly anticipate further growth and innovation as we prepare students for success in an ever-changing world.

REVIEW OF 2024-2026 BUSINESS PLAN TARGETS

2024 - 2026 TARGETS	SCHOOL PROGRESS	ACHIEVED
Match or exceed state average for regular attendance.	2024 - 88.9% (Bertram PS) 2024 - 89.4% (WA Public Schools)	No
Match or exceed state average attendance for Aboriginal students.	2024 - 82.9% (Bertram PS) 2024- 74.3% (WA Public Schools)	Yes
Improve the school's performance in PAT Socio-Emotional survey.	Assessment not completed in 2024. New assessment to be completed in 2025 along with the schools in the Kwinana Federation of Schools Network.	Ongoing
Improve parent, staff and student survey results while increasing the percentage of stakeholders responding to school surveys.	Biannual survey completed in 2023 with no survey completed in 2024.	Ongoing
Improve the school's performance against Like Schools in all 2024 - 2026 NAPLAN assessments.	In Year 3 Spelling Bertram performed above Like Schools.	Developing
Improve the school's performance against Like Schools in the percentage of students who make Moderate to Very High progress from On Entry Literacy and Numeracy to Year 3 NAPLAN Reading and Numeracy.	2024 Year 3 Reading - 71.5% (Bertram PS) 2024 Year 3 Numeracy - 58.4% (Bertram PS)	Target met in reading
Improve the school's performance against Like Schools in the percentage of students who make Moderate to Very High progress in NAPLAN Reading, Numeracy and Writing from Year 3 to Year 5.	As measurement scales and time series have changed there is no data to compare.	N/A

STUDENT ACHIEVEMENT AND PROGRESS

ENGLISH

Bertram PS maintained its focus on English as a priority in 2024. Major strategies in English included:

- Teachers continuing to use the West Australian Curriculum to plan, assess, and report.
- The ongoing development and commitment to the Bertram PS whole-school curriculum planning document.
- Ongoing support for our EALD students.
- Investigation of DIBELS as a whole-school assessment tool to further enhance literacy assessment practices.
- Integration of BYOD iPads and school-provided iPads to support learning across the curriculum.
- Excursions and school-based activities, including National Simultaneous Storytime, Book Week, and an excursion to Kwinana Library.

- Whole-school Spare Parts Puppet Theatre performance, where staff and parents participated in the performance alongside students.
- Story Dogs volunteer program.

A wide range of classroom based strategies were used across the year levels, including;

- Bertram High Frequency Words.
- Words, Grammar, Fun in Kindy.
- Heggerty Phonics and Awareness in Kindy to Year 2.
- PM Benchmarks and Sparkle assessment tools.
- Letters and Sounds in Pre-Primary - Year 2.
- SoundWaves in Year 3-6.
- Talk for Writing in Year 1-2.
- Seven Steps to Writing Success in Year 3-6.
- MiniLit and MacqLit reading intervention for Year 1-6.
- Continued implementation of an Academic Extension program.

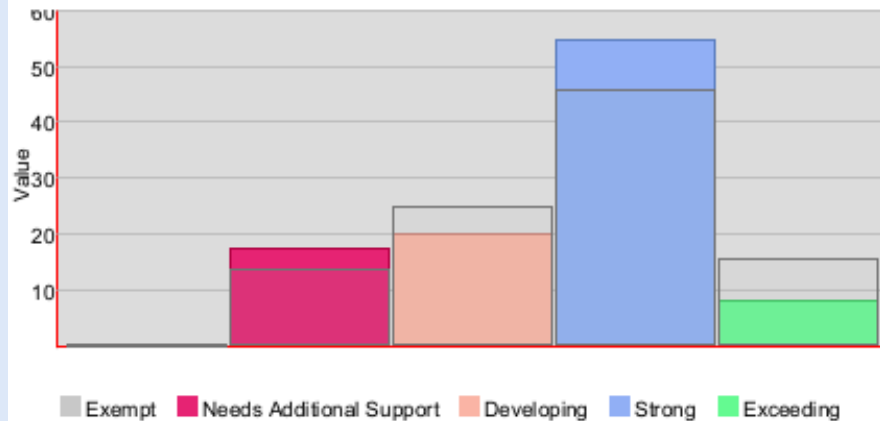


NAPLAN READING PERFORMANCE

Cohort: Year 3 BERTRAM PRIMARY SCHOOL Y03 2024

Reading - Proficiency

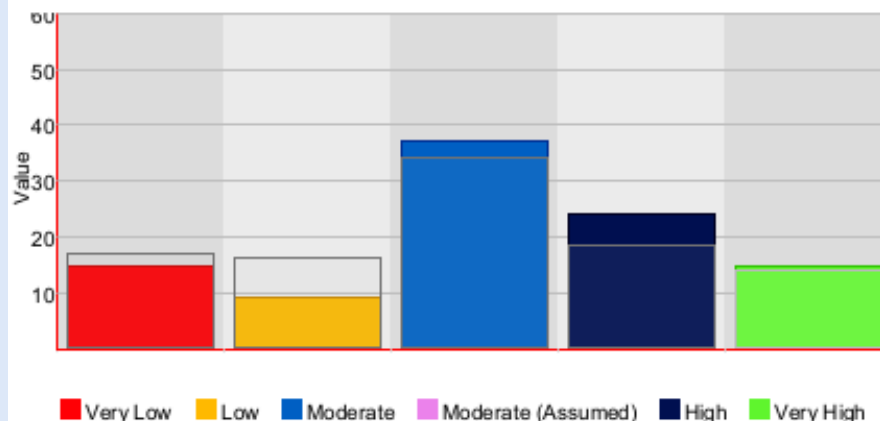
Filters : Stable Cohort



Cohort: Year 3 BERTRAM PRIMARY SCHOOL Y03 2024

Reading - Progress

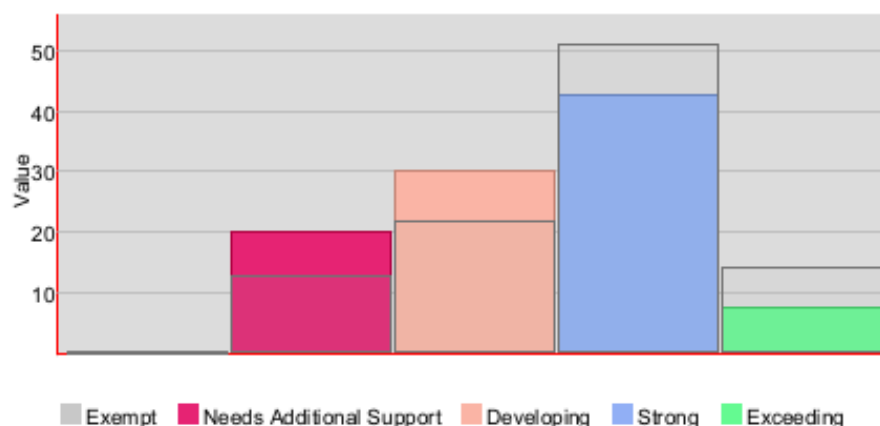
Filters : Stable Cohort



Cohort: Year 5 BERTRAM PRIMARY SCHOOL Y05 2024

Reading - Proficiency

Filters : Stable Cohort

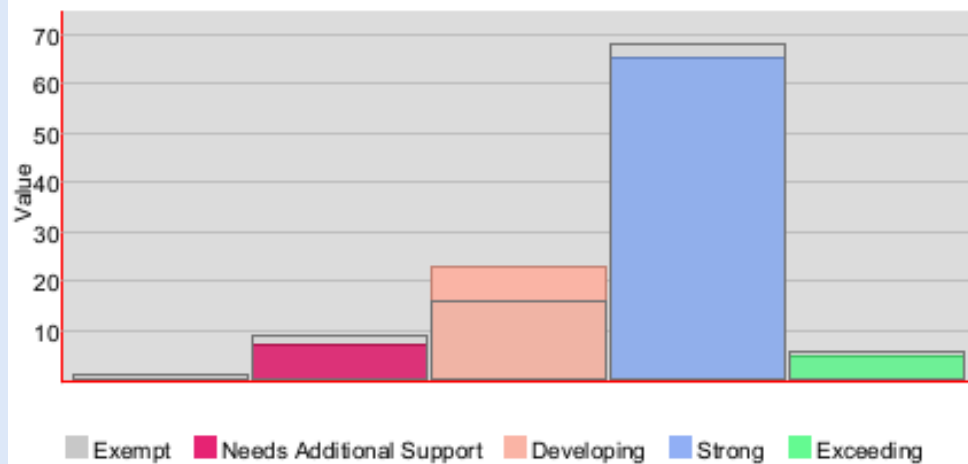


NAPLAN WRITING PERFORMANCE

Cohort: Year 3 BERTRAM PRIMARY SCHOOL Y03 2024

Writing - Proficiency

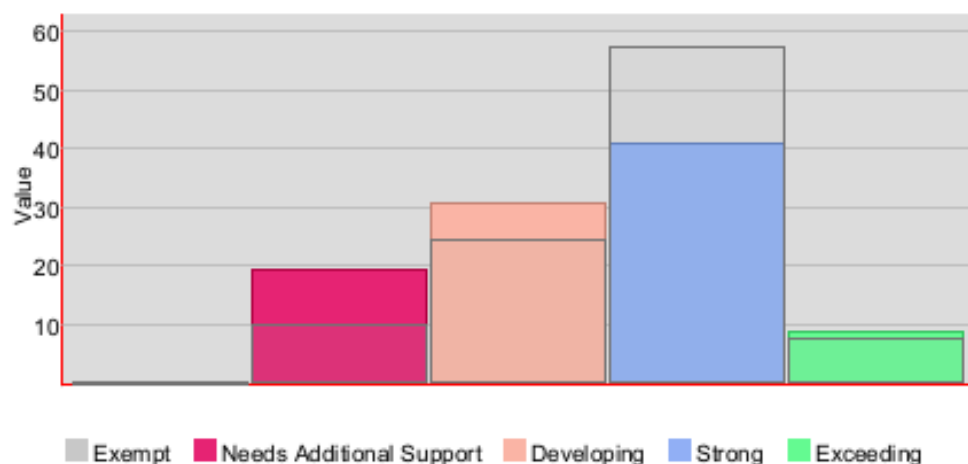
Filters : All Students



Cohort: Year 5 BERTRAM PRIMARY SCHOOL Y05 2024

Writing - Proficiency

Filters : Stable Cohort

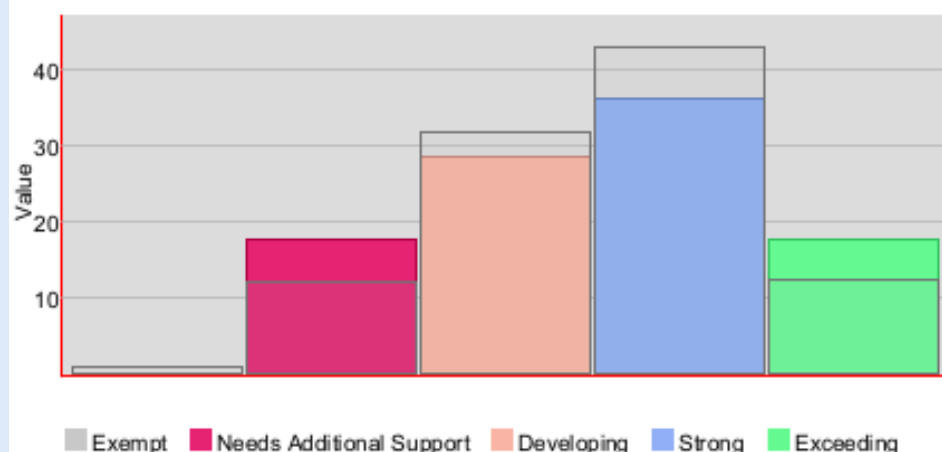


NAPLAN SPELLING PERFORMANCE

Cohort: Year 3 BERTRAM PRIMARY SCHOOL Y03 2024

Spelling - Proficiency

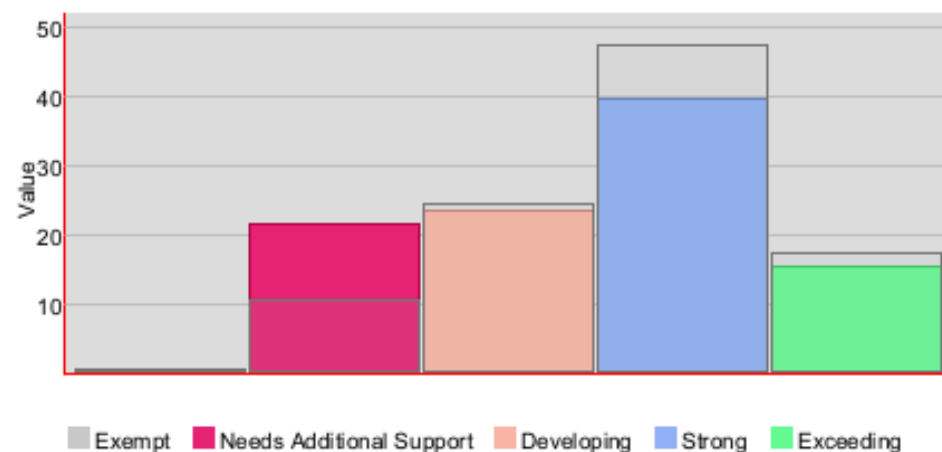
Filters : All Students



Cohort: Year 5 BERTRAM PRIMARY SCHOOL Y05 2024

Spelling - Proficiency

Filters : All Students

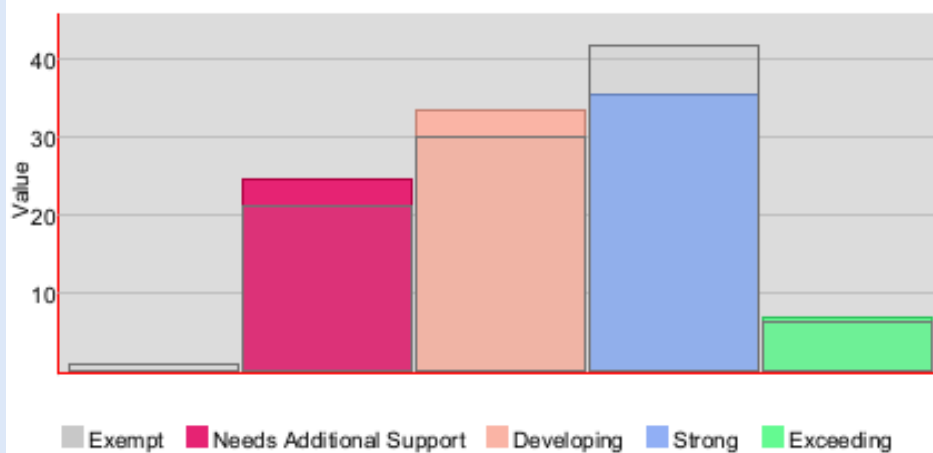


NAPLAN GRAMMAR & PUNCTUATION PERFORMANCE

Cohort: Year 3 BERTRAM PRIMARY SCHOOL Y03 2024

Grammar - Proficiency

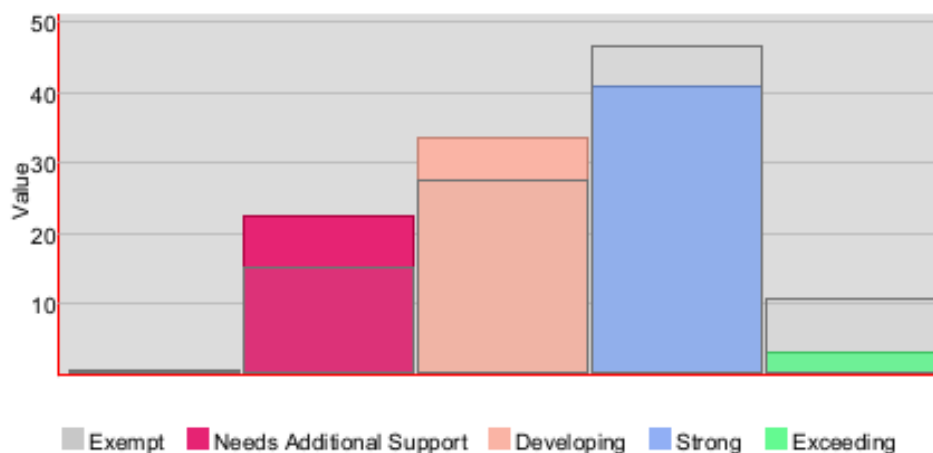
Filters : All Students



Cohort: Year 5 BERTRAM PRIMARY SCHOOL Y05 2024

Grammar - Proficiency

Filters : All Students



STUDENT ACHIEVEMENT AND PROGRESS

MATHEMATICS

Bertram PS has continued with Mathematics as a priority in 2024. Major strategies in Mathematics included:

- Teachers continuing to use the West Australian Curriculum to plan, assess, and report.
- The ongoing development and commitment to the Bertram PS whole-school curriculum planning document.
- Integration of BYOD iPads and school-provided iPads to support learning across the curriculum.
- Implementation of the Top 10 Maths program with staff professional development.
- Staff professional development on Numero, with its integration into classroom learning.
- Continued implementation of an Academic Extension program.
- Having Mathematics-based games available for students to play during lunch times, including Numero and Chess.
- Incorporating Mathematics into the Kitchen and Garden program.

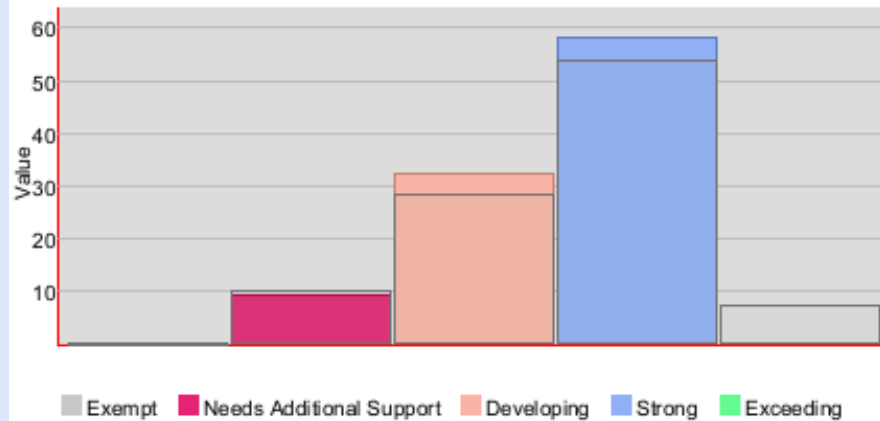


NAPLAN NUMERACY PERFORMANCE

Cohort: Year 3 BERTRAM PRIMARY SCHOOL Y03 2024

Numeracy - Proficiency

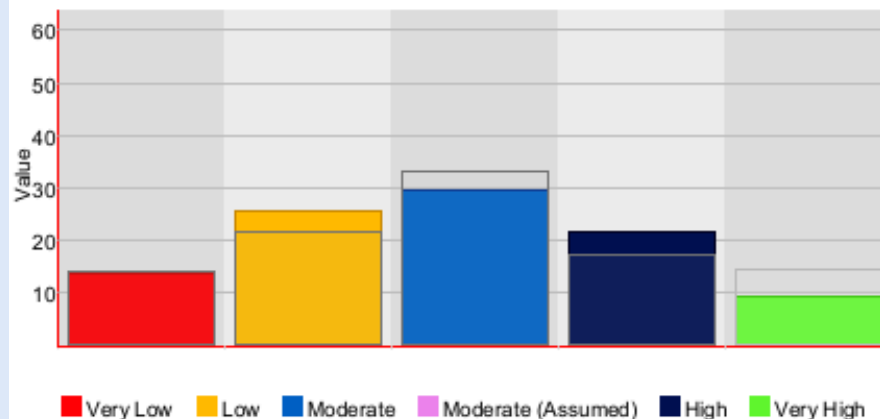
Filters : Stable Cohort



Cohort: Year 3 BERTRAM PRIMARY SCHOOL Y03 2024

Numeracy - Progress

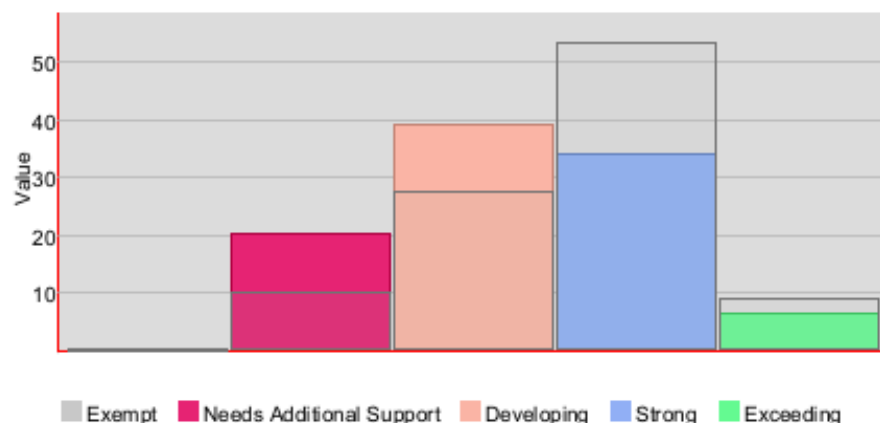
Filters : Stable Cohort



Cohort: Year 5 BERTRAM PRIMARY SCHOOL Y05 2024

Numeracy - Proficiency

Filters : Stable Cohort

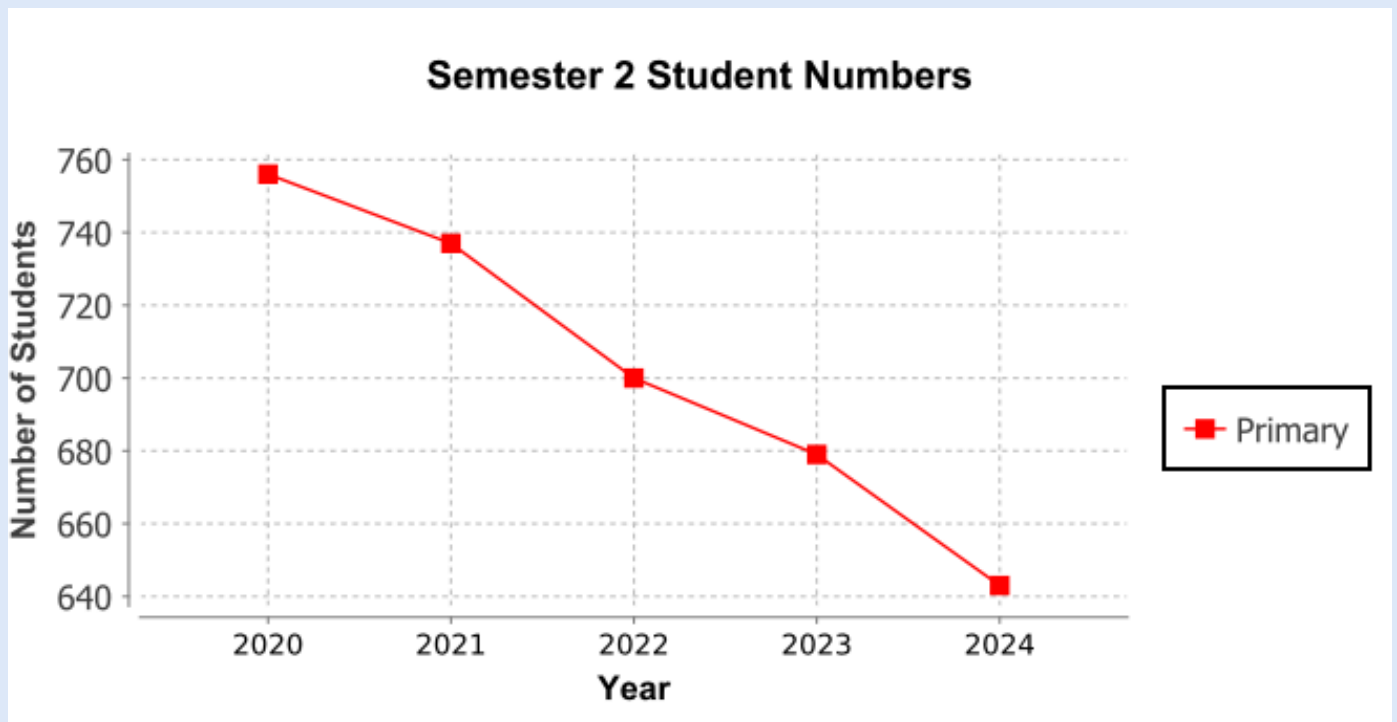


STUDENT ENGAGEMENT, BEHAVIOUR AND ATTENDANCE

During 2024, the Student Services Team was led by Mrs Strydom to support students in a wide range of areas. The Positive Behaviour Support team led by Mr Sweetman supported the implementation and teaching of Bertram's FRREE behaviour expectations. Other work in this area has included:

- A strong partnership with Real Schools to foster a whole-school culture of Restorative Practice, including professional learning and coaching for staff.
- Revising the Behaviour Matrix with input from staff and students to ensure alignment with our school values and expectations.
- Regular communication with families to support and encourage consistent student attendance.
- Continued focus on a whole-school approach to socio-emotional learning through the use of PATHS.
- The implementation of various incentives to promote positive student behaviour.
- Extensive support from school support staff to assist students with Individual and Group Education Plans.
- Professional learning opportunities for staff to better support students with special needs.
- Ongoing collaboration with the School Psychologist and School Chaplain to provide support for staff, students, and families.
- Additional in-class support for EAL/D students.
- Positive whole-school rewards, including extra recess time for the house with the most house points and lunch with the Principal.

Student Numbers - Trends



STUDENT ENGAGEMENT, BEHAVIOUR AND ATTENDANCE

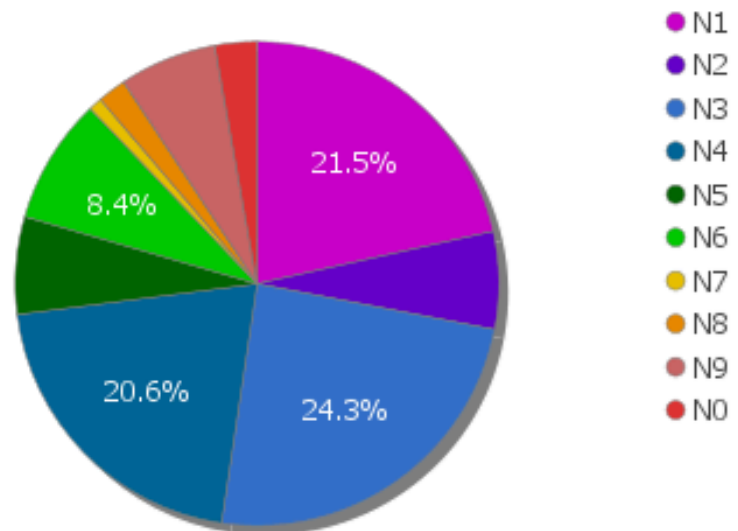
School Suspension Summary

Students Suspended	Unique Enrolments	% Students Susp	Total Number of Suspensions	Total Days Suspended	Average Days Suspended
25	766	3.3	107	203.5	1.9

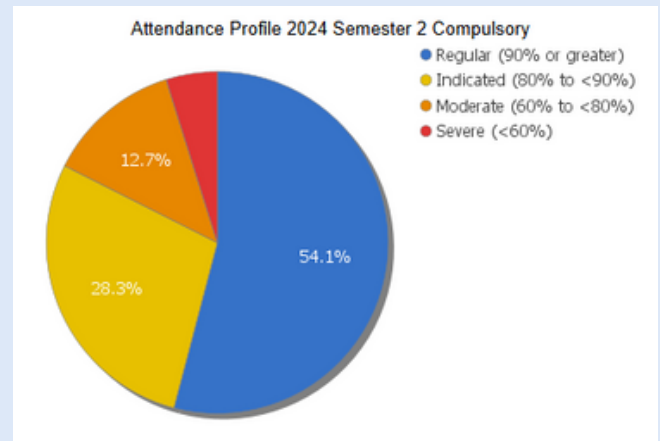
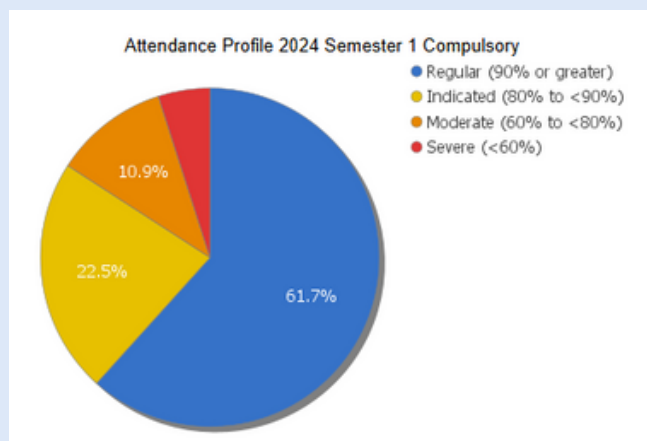
Number and percentage of suspensions by suspension category

Code	Suspension Category	Number	%
N1	Physical aggression toward staff	23	21.5%
N2	Abuse, threats, harassment or intimidation of staff	7	6.5%
N3	Physical aggression toward students	26	24.3%
N4	Abuse, threats, harassment or intimidation of students	22	20.6%
N5	Damage to or theft of property	7	6.5%
N6	Violation of Code of Conduct or school/classroom rules	9	8.4%
N7	Possession, use or supply of substances with restricted sale	1	0.9%
N8	Possession, use or supply of illegal substance(s) or objects	2	1.9%
N9	Negative behaviour - other	7	6.5%
N0	E-breaches	3	2.8%

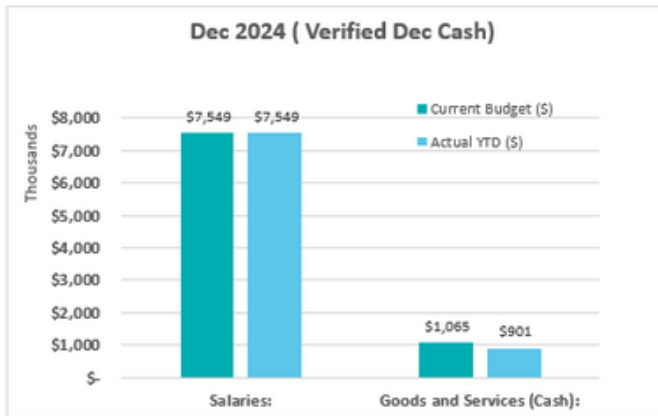

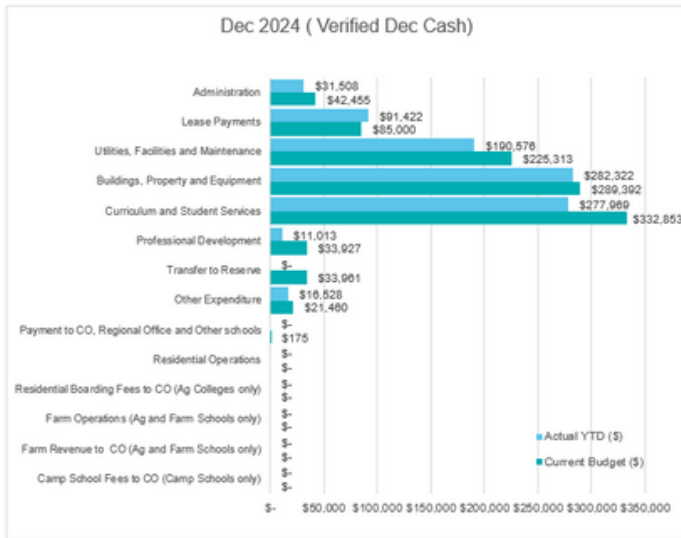
The new code N0 E-breaches was introduced into Department systems during Term 4 2018.



School Attendance Profile



FINANCIAL SUMMARY AS AT 31 DECEMBER 2024



ONE LINE BUDGET - Dec 2024 (Verified Dec Cash)		
	Current Budget (\$)	Actual YTD (\$)
Carry Forward (Cash):	145,371	145,371
Carry Forward (Salary):	445,184	445,184

INCOME		
Student-Centred Funding (including Transfers & Adjustments):	7,944,702	7,944,702
Locally Raised Funds:	408,329	413,218
Total Funds:	8,943,586	8,948,475
EXPENDITURE		
Salaries:	7,548,511	7,548,511
Goods and Services (Cash):	1,064,536	901,338
Total Expenditure:	8,613,047	8,449,848
VARIANCE:	330,539	498,627

EXPENDITURE - Dec 2024 (Verified Dec Cash)		
	Current Budget (\$)	Actual YTD (\$)
SALARIES		
Appointed Staff	6,765,241	6,765,241
New Appointments	0	0
Casual Payments	782,197	782,197
Other Salary Expenditure	1,073	1,073
Total Funds:	7,548,511	7,548,511
GOODS AND SERVICES (CASH EXPENDITURE)		
Administration	42,455	31,508
Lease Payments	85,000	91,422
Utilities, Facilities and Maintenance	225,313	190,576
Buildings, Property and Equipment	289,392	282,322
Curriculum and Student Services	332,853	277,969
Professional Development	33,927	11,013
Transfer to Reserve	33,961	0
Other Expenditure	21,460	16,528
Payment to CO, Regional Office and Other schools	175	0
Residential Operations	0	0
Residential Boarding Fees to CO (Ag Colleges only)	0	0
Farm Operations (Ag and Farm Schools only)	0	0
Farm Revenue to CO (Ag and Farm Schools only)	0	0
Camp School Fees to CO (Camp Schools only)	0	0
Total Funds:	1,064,536	901,338
TOTAL	8,613,047	8,449,849

INCOME - Dec 2024 (Verified Dec Cash)		
	Current Budget (\$)	Actual YTD (\$)
Carry Forward (Cash)	145,371	145,371
Carry Forward (Salary)	445,184	445,184
STUDENT-CENTRED FUNDING		
Per Student	6,000,422	6,000,422
School and Student Characteristics	1,512,818	1,512,818
Disability Adjustments	154,481	154,481
Targeted Initiatives	274,477	274,477
Operational Response Allocation	2,505	2,505
Total Funds:	7,944,703	7,944,703
TRANSFERS AND ADJUSTMENTS		
Regional Allocation	0	0
School Transfers – Salary	(487,634)	(487,634)
School Transfers - Cash	487,634	487,634
Department Adjustments	0	0
Total Funds:	0	0
LOCALLY RAISED FUNDS (REVENUE)		
Voluntary Contributions	21,632	17,775
Charges and Fees	114,093	119,030
Fees from Facilities Hire	36,364	36,364
Fundraising/Donations/Sponsorships	17,259	17,258
Commonwealth Govt Revenues	3,419	3,419
Other State Govt/Local Govt Revenues	62	62
Revenue from CO, Regional Office and Other school	1,382	1,381
Other Revenues	41,958	45,770
Transfer from Reserve or DGR	172,160	172,160
Residential Accommodation	0	0
Farm Revenue (Ag and Farm Schools only)	0	0
Camp School Fees (Camp Schools only)	0	0
Total Funds:	408,329	413,218
TOTAL	8,943,587	8,948,477

